

# CAN Risk-Managed Growth Portfolio 75/75 (P)

December 31, 2025

The Fund's primary focus is to provide long-term capital growth with some income, while seeking to reduce portfolio volatility.

## Is this fund right for you?

- A person who is investing for the medium to longer term while seeking the potential for capital growth and is comfortable with low to Medium risk.
- Since the fund invests in stocks and bonds its value is affected by changes in interest rates and by stock prices, which can rise and fall in a short period of time.

### RISK RATING



### Fund category

Global Equity Balanced

### Inception date

November 04, 2020

### Management

expense ratio (MER)\*

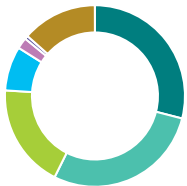
1.57%

(December 31, 2024)

### Fund management

Keyridge Asset Management

## How is the fund invested? (as of December 31, 2025)



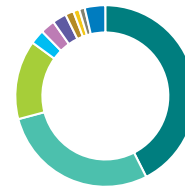
### Asset allocation (%)

International Equity	29.0
Foreign Bonds	28.4
US Equity	18.6
Canadian Equity	7.9
Domestic Bonds	2.0
Cash and Equivalents	0.6
Other	13.5



### Geographic allocation (%)

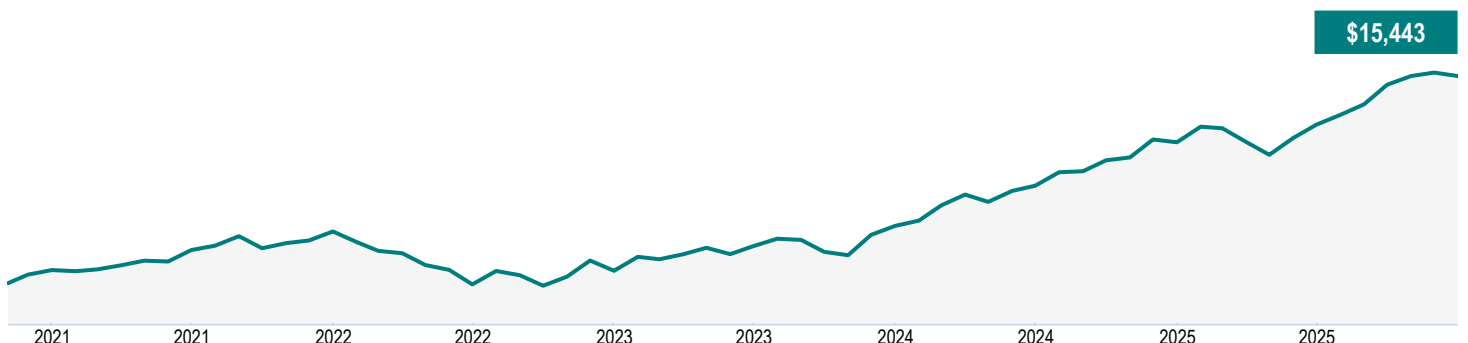
Multi-National	56.4
Canada	18.9
United States	18.7
Switzerland	1.0
United Kingdom	0.7
Japan	0.6
Ireland	0.6
Germany	0.6
France	0.5
Other	2.0



### Sector allocation (%)

Mutual Fund	42.5
Fixed Income	28.4
Exchange Traded Fund	14.1
Healthcare	2.6
Technology	2.6
Financial Services	2.5
Consumer Goods	1.5
Industrial Goods	1.1
Consumer Services	1.0
Other	3.7

## Growth of \$10,000 (since inception)



# CAN Risk-Managed Growth Portfolio 75/75 (P)

December 31, 2025

## Fund details (as of December 31, 2025)

Top holdings	%
Canada Life Risk Reduction Pool Series R	23.0
Canada Life Canadian Growth Balanced Fund A	8.5
Canada Life Global Multi-Sector Bond Fund A	8.0
Canadian Eq Index ETF	7.5
Emerging Markets ETF	7.0
Canada Life U.S. All Cap Growth Fund A	6.0
Developed Markets ex-US Index ETF	5.4
CAN Path Gbl Tact 75/75 CONST	5.0
US Eq Large Cap Index ETF	4.6
T. Rowe Price Global Multi-Sector Bond Pool	4.0
Total allocation in top holdings	79.0

Portfolio characteristics	
Standard deviation	6.75%
Dividend yield	-
Yield to maturity	-
Duration (years)	-
Coupon	-
Average credit rating	-
Average market cap (million)	-

**Net assets (million)**  
\$94.3

**Price**  
\$15.44

**Number of holdings**  
2384

**Minimum initial investment**  
\$500

**Fund codes**  
FEL – CLGB109A

## Understanding returns

### Annual compound returns (%)

1 MO	3 MO	YTD	1 YR	3 YR	5 YR	10 YR	INCEPTION
-0.60	1.50	12.69	12.69	14.36	8.34	-	8.79

### Calendar year returns (%)

2025	2024	2023	2022	2021	2020	2019	2018
12.69	19.10	11.42	-9.10	9.81	-	-	-

## Range of returns over five years (December 01, 2020 - December 31, 2025)

Best return	Best period end date	Worst return	Worst period end date	Average Return	% of periods with positive returns	Number of positive periods	Number of negative periods
8.72%	Nov. 2025	8.34%	Dec. 2025	8.53%	100.00%	2	0

## Contact information

**Customer service centre**

Toll free:  
1-888-252-1847

Corporate website:  
canadalife.com

# CAN Risk-Managed Growth Portfolio 75/75 (P)

December 31, 2025

\*For Partner series and Preferred partner series an advisory and management services (AMS) fee, of between 0.50% and 1.25%, is negotiated between you and your advisor. The MER doesn't include this fee.

Canada Life is currently waiving a portion of the investment management fees on the High Interest Savings fund to target an estimated management expense ratio of 1.00%. Canada Life is not obligated to continue waiving these fees and it may cease to do so at any time without notice.

The 7-day annualized yield is based on the annualized total return of the fund over the past seven calendar days and does not represent an actual one-year return. It's important to note that 7-day annualized yield is not an indicator of future performance of the fund.

<sup>^</sup>Deferred Sales Charge (DSC) purchase option is not available for new contributions given regulatory bans that came into effect June 1, 2023. For certain policies where DSC is the only sales charge option available, new contributions may be accepted. Additional disclosure may be required.

<sup>†</sup>Soft capped - Contributions are no longer accepted to new investors., <sup>‡</sup>Hard capped - Contributions are no longer accepted.

Distribution of the chart, history standard and short-term reports are not permitted without including the fund profile long-term report. A description of the key features of Canada Life's individual variable insurance contract is contained in the information folder, available from your advisor. Any amount that is allocated to a segregated fund is invested at the risk of the policyowner and may increase or decrease in value. A description of the key features of Canada Life's individual variable insurance contract is contained in the information folder, available from your advisor. Reports produced using this web site are for information purposes only. Canada Life and their affiliates, representatives, and third party content providers do not warrant the accuracy, completeness, or timeliness of this website or any content, and shall not be responsible for investment decisions, damages, or other losses resulting from the use of this website or its content. The only true report on unit values is the periodic statement prepared and sent by Canada Life. For more information about Canada Life and its products visit [canadalife.com](http://canadalife.com) or talk to your advisor. In Quebec, advisor refers to a financial security advisor for individual insurance and segregated funds policies; and to an advisor in group insurance/annuity plans for group products. Funds are available through a segregated funds policy issued by Canada Life. Canada Life and design are/is a trademark(s) of The Canada Life Assurance Company.

Financial information provided by Fundata Canada Inc.

©Fundata Canada Inc. All rights reserved.

