

CAN Global Growth Equity 75/100 (PS1)

May 31, 2026

This segregated fund invests primarily in global equities anywhere in the world currently through the Capital Group Global Equity Pool. Prior to May 8, 2026, this fund was named Global Equity.

Fund category
Global Equity

Inception date
May 11, 2020

Management expense ratio (MER)*
3.06%
(December 31, 2024)

Fund management
Capital Group Companies Inc

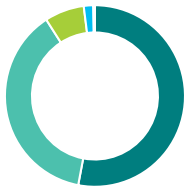
Is this fund right for you?

- A person who is investing for the longer term, seeking the growth potential of foreign stocks and is comfortable with moderate risk.
- Since the fund invests in stocks its value is affected by stock prices, which can rise and fall in a short period of time.

RISK RATING

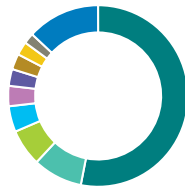


How is the fund invested? (as of May 31, 2026)



Asset allocation (%)

US Equity	53.0
International Equity	37.9
Canadian Equity	7.1
Cash and Equivalents	1.7
Domestic Bonds	0.2
Other	0.1



Geographic allocation (%)

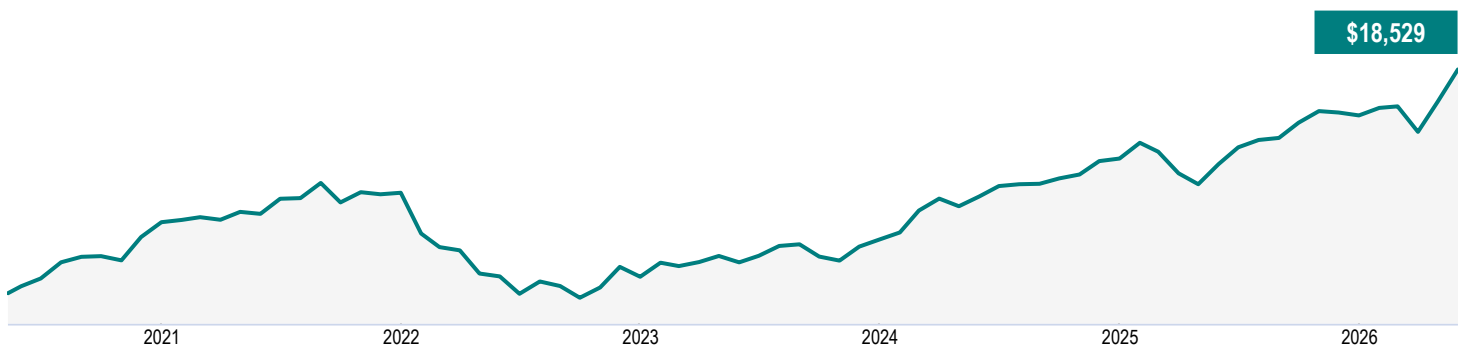
United States	53.1
Canada	8.9
Taiwan	6.6
United Kingdom	4.6
Switzerland	3.6
Japan	3.0
Korea, Republic Of	2.8
Italy	2.4
France	1.9
Other	13.1



Sector allocation (%)

Technology	28.7
Financial Services	14.8
Consumer Services	12.1
Consumer Goods	10.4
Industrial Goods	9.9
Healthcare	9.3
Energy	4.5
Industrial Services	2.8
Basic Materials	2.4
Other	5.1

Growth of \$10,000 (since inception)



CAN Global Growth Equity 75/100 (PS1)

May 31, 2026

Fund details (as of May 31, 2026)

Top holdings	%
Taiwan Semiconductor Manufactrg Co Ltd	6.6
Broadcom Inc	4.1
Microsoft Corp	3.5
NVIDIA Corp	3.1
SK Hynix Inc	2.1
Alphabet Inc Cl A	2.0
Canadian Natural Resources Ltd	1.9
BAE Systems PLC	1.9
Amazon.com Inc	1.7
Philip Morris International Inc	1.7
Total allocation in top holdings	28.6

Portfolio characteristics	
Standard deviation	10.95%
Dividend yield	1.42%
Yield to maturity	8.04%
Duration (years)	5.61
Coupon	3.64%
Average credit rating	BBB+
Average market cap (million)	\$1,130,980.2

Net assets (million)
\$82.7

Price
\$18.53

Number of holdings
340

Minimum initial investment
\$500

A minimum \$500,000 in eligible assets required for preferred pricing. (refer back to info folder for eligible assets)

Fund codes

FEL – CLGC079E
DSC^ – CLGC079F
CB2 – CLGC079R
CB4 – CLGC079G

Contact information

Customer service centre

Toll free:
1-888-252-1847

Corporate website:
canadalife.com

Understanding returns

Annual compound returns (%)

1 MO	3 MO	YTD	1 YR	3 YR	5 YR	10 YR	INCEPTION
7.13	8.22	10.45	24.17	18.35	7.30	-	10.73

Calendar year returns (%)

2025	2024	2023	2022	2021	2020	2019	2018
10.86	25.60	13.37	-23.14	8.82	-	-	-

Range of returns over five years (June 01, 2020 - May 31, 2026)

Best return	Best period end date	Worst return	Worst period end date	Average Return	% of periods with positive returns	Number of positive periods	Number of negative periods
8.53%	Oct. 2025	4.76%	March 2026	6.79%	100.00%	13	0

CAN Global Growth Equity 75/100 (PS1)

May 31, 2026

Q1 2026 Fund Commentary

Commentary and opinions are provided by Capital Group Companies Inc.

Market commentary

Global equity markets during the first quarter of 2026 were shaped by heightened geopolitical risk and rising energy prices. An escalation of conflict in the Middle East disrupted oil supplies, contributing to higher inflation expectations and renewed concerns around global economic growth. Equity markets in the U.S. and Europe declined over the quarter, while Canadian and Japanese equities ended the quarter higher.

Central banks responded cautiously to the shifting environment. The U.S. Federal Reserve Board paused its monetary easing cycle, citing persistent inflation and energy-related supply pressures. Other major central banks signalled that accommodative conditions could persist, though rising commodity prices complicated the inflation outlook. Currency movements were notable during the quarter, with the Canadian dollar weakening against several major currencies while appreciating modestly against the euro.

Sector performance reflected these dynamics. Energy stocks rose sharply alongside higher crude oil prices, while utilities also performed well as investors gravitated toward more defensive areas of the market. In contrast, growth-oriented sectors such as consumer discretionary, communication services and information technology came under pressure because of valuation concerns and weaker sentiment around artificial intelligence-related spending.

Performance

Taiwan Semiconductor Manufacturing Co. Ltd. (TSMC) contributed to the Fund's performance. The company's shares rose following solid quarterly results, supportive demand trends and an increase in the company's quarterly dividend. Canadian Natural Resources Ltd. contributed to performance, benefiting from rising crude oil prices amid supply concerns and stronger-than-expected earnings. SK Hynix Inc. contributed to performance as the company's shares advanced on improving memory chip demand and a favourable outlook.

Security selection in the information technology sector contributed to performance. Exposure to energy and materials-related companies also supported results as higher commodity prices improved sentiment toward these areas of the market. Country allocation to Taiwan, Canada and the U.K. also contributed to performance, reflecting strong results in select markets tied to technology, energy and defence spending.

Flutter Entertainment PLC detracted from the Fund's performance because of increased competition in online gaming and sports betting. Broadcom Inc. detracted from performance following a pullback after strong share price appreciation in the prior year. MercadoLibre Inc. detracted from performance after quarterly earnings missed expectations, reflecting margin pressure from increased investment spending.

Stock selection in the health care and consumer discretionary sectors detracted from performance. Exposure to the financials sector also detracted from performance amid broader macroeconomic uncertainty that weighed on investor sentiment toward the sector.

CAN Global Growth Equity 75/100 (PS1)

May 31, 2026

Portfolio activity

The sub-advisor increased the Fund's holdings in Samsung Electronics Co. Ltd., Shell PLC, Netflix Inc., 3i Group PLC and Microsoft Corp.

The sub-advisor reduced the Fund's positions in TSMC, SK Hynix, Broadcom, Micron Technology Inc. and Lonza Group AG.

Outlook

The sub-advisor remains focused on identifying companies with durable business models, strong competitive positioning and attractive long-term growth potential across global markets. While geopolitical uncertainty, inflation pressures and energy market dynamics may continue to influence market sentiment, the Fund remains selectively positioned across sectors and regions.

The sub-advisor continues to emphasize bottom-up security selection and diversification across investment styles and geographies. The sub-advisor believes that a disciplined, research-driven approach may help navigate the current environment of elevated uncertainty. No changes were made to the Fund's investment objective or management structure during the quarter.

CAN Global Growth Equity 75/100 (PS1)

May 31, 2026

Disclaimer

The commentaries on the company specific information and purchases and sales were provided by the fund manager. Canada Life will not be liable for any loss, or damages whatsoever, whether directly or indirectly incurred, arising out of the use or misuse of errors or omissions in any information contained in this commentary. The data provided in this commentary is for information purposes only and, except where otherwise indicated, is current as of Mar 31, 2026.

The views expressed in this commentary are those of fund manager as at the date of publication and are subject to change without notice. This commentary is presented only as a general source of information and is not intended as a solicitation to buy or sell specific investments, nor is it intended to provide tax or legal advice. Prospective investors should review the offering documents relating to any investment carefully before making an investment decision and should ask their Advisor for advice based on their specific circumstances.

The content of this commentary (including facts, views, opinions, recommendations, descriptions of or references to, products or securities) is not to be used or construed as investment advice, as an offer to sell or the solicitation of an offer to buy, or an endorsement, recommendation or sponsorship of any entity or security cited. Although we endeavour to ensure its accuracy and completeness, we assume no responsibility for any reliance upon it.

This document may contain forward-looking information which reflect our or third-party current expectations or forecasts of future events. Forward-looking information is inherently subject to, among other things, risks, uncertainties and assumptions that could cause actual results to differ materially from those expressed herein. These risks, uncertainties and assumptions include, without limitation, general economic, political and market factors, interest and foreign exchange rates, the volatility of equity and capital markets, business competition, technological change, changes in government regulations, changes in tax laws, unexpected judicial or regulatory proceedings and catastrophic events. Please consider these and other factors carefully and not place undue reliance on forward-looking information. The forward-looking information contained herein is current only as of Mar 31, 2026. There should be no expectation that such information will in all circumstances be updated, supplemented or revised whether as a result of new information, changing circumstances, future events or otherwise.

There can be no assurance that the Fund's return or volatility targets will be met, or met over any particular time horizon. Targeted returns and volatility should be evaluated over the time period indicated and not over shorter periods. Targeted returns are not actual performance and should not be relied upon as an indication of actual or future performance.

This fund is available through a segregated funds policy issued by Canada Life.

A description of the key features of Canada Life's individual variable insurance contract is contained in the information folder, available from your advisor.

Any amount that is allocated to a segregated fund is invested at the risk of the policyowner and may increase or decrease in value.

Canada Life Investment Management and design, and Canada Life and design are trademarks of The Canada Life Assurance Company.

CAN Global Growth Equity 75/100 (PS1)

May 31, 2026

*For Partner series and Preferred partner series an advisory and management services (AMS) fee, of between 0.50% and 1.25%, is negotiated between you and your advisor. The MER doesn't include this fee.

Canada Life is currently waiving a portion of the investment management fees on the High Interest Savings fund to target an estimated management expense ratio of 1.00%. Canada Life is not obligated to continue waiving these fees and it may cease to do so at any time without notice.

The 7-day annualized yield is based on the annualized total return of the fund over the past seven calendar days and does not represent an actual one-year return. It's important to note that 7-day annualized yield is not an indicator of future performance of the fund.

^Deferred Sales Charge (DSC) purchase option is not available for new contributions given regulatory bans that came into effect June 1, 2023. For certain policies where DSC is the only sales charge option available, new contributions may be accepted. Additional disclosure may be required.

†Soft capped - Contributions are no longer accepted to new investors., ‡Hard capped - Contributions are no longer accepted.

Distribution of the chart, history standard and short-term reports are not permitted without including the fund profile long-term report. A description of the key features of Canada Life's individual variable insurance contract is contained in the information folder, available from your advisor. Any amount that is allocated to a segregated fund is invested at the risk of the policyowner and may increase or decrease in value. A description of the key features of Canada Life's individual variable insurance contract is contained in the information folder, available from your advisor. Reports produced using this web site are for information purposes only. Canada Life and their affiliates, representatives, and third party content providers do not warrant the accuracy, completeness, or timeliness of this website or any content, and shall not be responsible for investment decisions, damages, or other losses resulting from the use of this website or its content. The only true report on unit values is the periodic statement prepared and sent by Canada Life. For more information about Canada Life and its products visit canadalife.com or talk to your advisor. In Quebec, advisor refers to a financial security advisor for individual insurance and segregated funds policies; and to an advisor in group insurance/annuity plans for group products. Funds are available through a segregated funds policy issued by Canada Life. Canada Life and design are/is a trademark(s) of The Canada Life Assurance Company.

Financial information provided by Fundata Canada Inc.

©Fundata Canada Inc. All rights reserved.

