

CAN Canadian Small Cap 100/100 (PP)†

December 31, 2025

An equity fund that seeks long-term growth among small- and medium-sized Canadian companies.

Is this fund right for you?

- You want your money to grow over the longer term.
- You want to invest in small- to mid-sized Canadian and U.S. companies from various industries.
- You're comfortable with a moderate to high level of risk.

RISK RATING



Fund category

Canadian Small/Mid Cap Equity

Inception date

July 09, 2018

Management

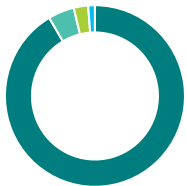
expense ratio (MER)*

-

Fund management

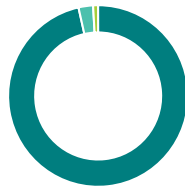
ClearBridge Investments

How is the fund invested? (as of September 30, 2025)



Asset allocation (%)

Canadian Equity	91.6
Income Trust Units	4.7
International Equity	2.6
Cash and Equivalents	1.2
Other	-0.1



Geographic allocation (%)

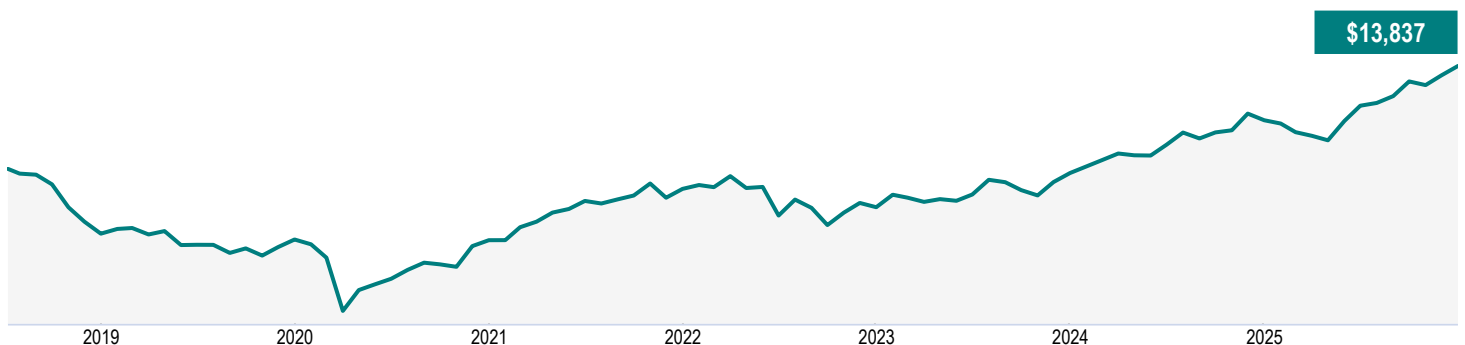
Canada	96.5
Bermuda	2.6
Other	0.9



Sector allocation (%)

Basic Materials	22.5
Energy	20.0
Consumer Services	10.1
Real Estate	9.1
Technology	8.0
Financial Services	8.0
Consumer Goods	7.3
Utilities	5.5
Industrial Services	5.1
Other	4.4

Growth of \$10,000 (since inception)



CAN Canadian Small Cap 100/100 (PP)[†]

December 31, 2025

Fund details (as of September 30, 2025)

Top holdings	%
Headwater Exploration Inc	3.8
Enerflex Ltd	3.8
OR Royalties Inc	3.8
Capstone Copper Corp	3.6
EQB Inc	3.6
AltaGas Ltd	3.5
Hudbay Minerals Inc	3.2
Kelt Exploration Ltd	3.2
Boyd Group Services Inc	3.1
Propel Holdings Inc	3.0
Total allocation in top holdings	34.6

Portfolio characteristics	
Standard deviation	9.77%
Dividend yield	2.01%
Yield to maturity	-
Duration (years)	-
Coupon	-
Average credit rating	-
Average market cap (million)	\$5,128.8

Net assets (million)
\$17.2

Price
\$13.84

Number of holdings
46

Minimum initial investment
\$100,000
A minimum \$500,000 in eligible assets required for preferred pricing. (refer back to info folder for eligible assets)

Fund codes
FEL – CLGD092I

Contact information

Customer service centre

Toll free:
1-888-252-1847

Corporate website:
canadalife.com

Understanding returns

Annual compound returns (%)

1 MO	3 MO	YTD	1 YR	3 YR	5 YR	10 YR	INCEPTION
2.58	4.34	17.13	17.13	17.31	13.51	-	4.44

Calendar year returns (%)

2025	2024	2023	2022	2021	2020	2019	2018
17.13	19.99	14.86	-7.38	26.04	-0.35	-2.86	-

Range of returns over five years (August 01, 2018 - December 31, 2025)

Best return	Best period end date	Worst return	Worst period end date	Average Return	% of periods with positive returns	Number of positive periods	Number of negative periods
19.00%	March 2025	-0.58%	Aug. 2023	9.54%	90.00%	27	3

CAN Canadian Small Cap 100/100 (PP)[†]

December 31, 2025

Q3 2025 Fund Commentary

Market commentary

The price of gold rose in the third quarter of 2025, climbing 18% for the quarter and 45% over the last year. The expectation of lower interest rates, sticky inflation and persistent central bank purchasing led to the historic surge.

Rising gold prices have had a large impact on the performance of the S&P/TSX Canadian Small Cap Index. At the start of the third quarter, over a quarter of the index comprised gold or silver miners (25.6%). Prior to the rebalancing of the index in mid-September, that figure had grown to 28.2%. The materials sector, which is largely precious metals miners, rose 41%, representing nearly two-thirds of the 20.9% return posted by the index.

Performance

The Fund's relative exposure to OR Royalties Inc., Hudbay Minerals Inc. and Capstone Copper Corp. contributed to performance. An overweight exposure to Propel Holdings Inc. detracted from performance. Exposures to EQB Inc. and Empire Co. Ltd. also detracted from performance.

At the sector level, stock selection within utilities and real estate contributed to performance, as did lack of exposure to communication services. Security selection within information technology, financials and materials detracted from performance, as did underweight exposure to materials.

Portfolio activity

The sub-advisor added to positions in North American Construction Group Ltd., ATS Corp., Boyd Group Services Inc., and Descartes Systems Group Inc. These stocks underperformed, which led the sub-advisor to increase exposures at a discount to intrinsic value.

InterRent REIT, Boralex Inc. and Trican Well Service Ltd. were sold. InterRent is completing a take-private transaction. Boralex was sold in favour of better risk-reward opportunities. Trican Well Service was sold after its stock outperformed.

Sandstorm Gold Ltd. was reduced on share price strength.

Outlook

The sub-advisor sees a longer-term opportunity developing as the new Canadian federal government advances a supportive policy mix. Steps aimed at easing internal trade frictions, accelerating approvals for major projects and reinvesting in national capabilities could improve private-sector visibility and catalyze activity. The sub-advisor expects select industrials (engineering and construction, building products), energy and power infrastructure and service providers to benefit.

The sub-advisor's investment focus is on businesses that pair prudent capital allocation with durable competitive advantages and appropriate capital structures.

CAN Canadian Small Cap 100/100 (PP)[†]

December 31, 2025

Disclaimer

The commentaries on the company specific information and purchases and sales were provided by the fund manager. Canada Life will not be liable for any loss, or damages whatsoever, whether directly or indirectly incurred, arising out of the use or misuse of errors or omissions in any information contained in this commentary. The data provided in this commentary is for information purposes only and, except where otherwise indicated, is current as of Sep 30, 2025.

The views expressed in this commentary are those of fund manager as at the date of publication and are subject to change without notice. This commentary is presented only as a general source of information and is not intended as a solicitation to buy or sell specific investments, nor is it intended to provide tax or legal advice. Prospective investors should review the offering documents relating to any investment carefully before making an investment decision and should ask their Advisor for advice based on their specific circumstances.

The content of this commentary (including facts, views, opinions, recommendations, descriptions of or references to, products or securities) is not to be used or construed as investment advice, as an offer to sell or the solicitation of an offer to buy, or an endorsement, recommendation or sponsorship of any entity or security cited. Although we endeavour to ensure its accuracy and completeness, we assume no responsibility for any reliance upon it.

This document may contain forward-looking information which reflect our or third-party current expectations or forecasts of future events. Forward-looking information is inherently subject to, among other things, risks, uncertainties and assumptions that could cause actual results to differ materially from those expressed herein. These risks, uncertainties and assumptions include, without limitation, general economic, political and market factors, interest and foreign exchange rates, the volatility of equity and capital markets, business competition, technological change, changes in government regulations, changes in tax laws, unexpected judicial or regulatory proceedings and catastrophic events. Please consider these and other factors carefully and not place undue reliance on forward-looking information. The forward-looking information contained herein is current only as of Sep 30, 2025. There should be no expectation that such information will in all circumstances be updated, supplemented or revised whether as a result of new information, changing circumstances, future events or otherwise.

There can be no assurance that the Fund's return or volatility targets will be met, or met over any particular time horizon. Targeted returns and volatility should be evaluated over the time period indicated and not over shorter periods. Targeted returns are not actual performance and should not be relied upon as an indication of actual or future performance.

This fund is available through a segregated funds policy issued by Canada Life.

A description of the key features of Canada Life's individual variable insurance contract is contained in the information folder, available from your advisor.

Any amount that is allocated to a segregated fund is invested at the risk of the policyowner and may increase or decrease in value.

Canada Life Investment Management and design, and Canada Life and design are trademarks of The Canada Life Assurance Company.

CAN Canadian Small Cap 100/100 (PP)[†]

December 31, 2025

*For Partner series and Preferred partner series an advisory and management services (AMS) fee, of between 0.50% and 1.25%, is negotiated between you and your advisor. The MER doesn't include this fee.

Canada Life is currently waiving a portion of the investment management fees on the High Interest Savings fund to target an estimated management expense ratio of 1.00%. Canada Life is not obligated to continue waiving these fees and it may cease to do so at any time without notice.

The 7-day annualized yield is based on the annualized total return of the fund over the past seven calendar days and does not represent an actual one-year return. It's important to note that 7-day annualized yield is not an indicator of future performance of the fund.

[^]Deferred Sales Charge (DSC) purchase option is not available for new contributions given regulatory bans that came into effect June 1, 2023. For certain policies where DSC is the only sales charge option available, new contributions may be accepted. Additional disclosure may be required.

[†]Soft capped - Contributions are no longer accepted to new investors., [‡]Hard capped - Contributions are no longer accepted.

Distribution of the chart, history standard and short-term reports are not permitted without including the fund profile long-term report. A description of the key features of Canada Life's individual variable insurance contract is contained in the information folder, available from your advisor. Any amount that is allocated to a segregated fund is invested at the risk of the policyowner and may increase or decrease in value. A description of the key features of Canada Life's individual variable insurance contract is contained in the information folder, available from your advisor. Reports produced using this web site are for information purposes only. Canada Life and their affiliates, representatives, and third party content providers do not warrant the accuracy, completeness, or timeliness of this website or any content, and shall not be responsible for investment decisions, damages, or other losses resulting from the use of this website or its content. The only true report on unit values is the periodic statement prepared and sent by Canada Life. For more information about Canada Life and its products visit canadalife.com or talk to your advisor. In Quebec, advisor refers to a financial security advisor for individual insurance and segregated funds policies; and to an advisor in group insurance/annuity plans for group products. Funds are available through a segregated funds policy issued by Canada Life. Canada Life and design are/is a trademark(s) of The Canada Life Assurance Company.

Financial information provided by Fundata Canada Inc.

©Fundata Canada Inc. All rights reserved.

