

CAN Canadian Neutral Balanced 75/75 (P)

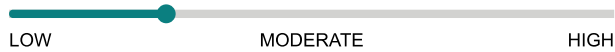
December 31, 2025

A growth-style large-cap fund seeking to balance income and long-term growth.

Is this fund right for you?

- You're looking to preserve your investment while still allowing it to grow.
- You want to invest in a balance of equity and fixed-income assets.
- You're comfortable with a low to moderate level of risk.

RISK RATING



Fund category

Canadian Neutral Balanced

Inception date

July 09, 2018

Management

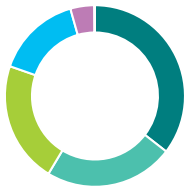
expense ratio (MER)*

1.59%
(December 31, 2024)

Fund management

TD Greystone Managed Investments Inc.

How is the fund invested? (as of November 30, 2025)



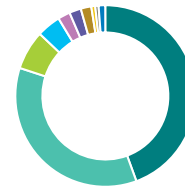
Asset allocation (%)

Domestic Bonds	35.5
Canadian Equity	23.2
International Equity	21.7
US Equity	15.3
Cash and Equivalents	4.3
Foreign Bonds	0.1
Other	-0.1



Geographic allocation (%)

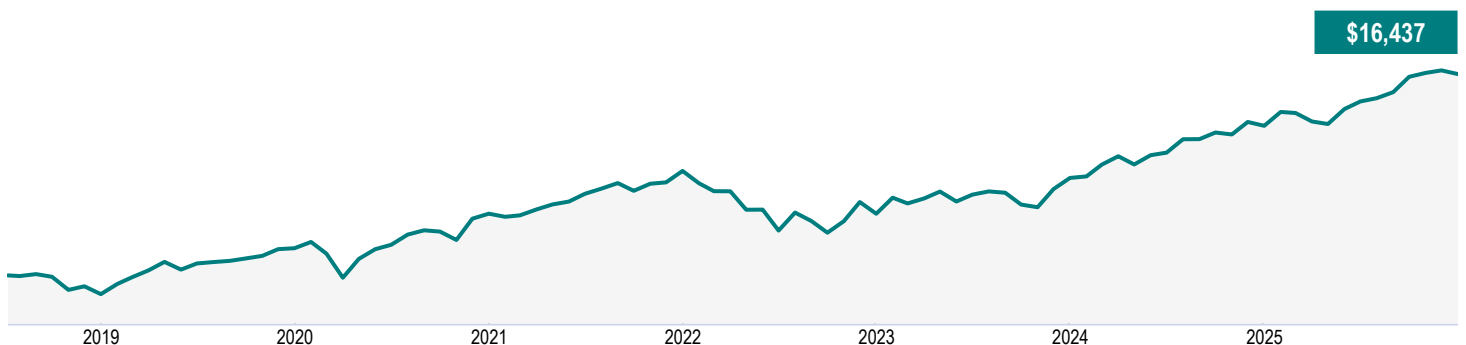
Canada	62.8
Multi-National	21.2
United States	15.3
United Kingdom	0.3
Ireland	0.3
Other	0.1



Sector allocation (%)

Mutual Fund	44.4
Fixed Income	35.6
Technology	7.0
Cash and Cash Equivalent	4.3
Consumer Services	2.2
Financial Services	2.1
Healthcare	1.9
Industrial Goods	0.7
Basic Materials	0.6
Other	1.2

Growth of \$10,000 (since inception)



CAN Canadian Neutral Balanced 75/75 (P)

December 31, 2025

Fund details (as of November 30, 2025)

Top holdings	%
TDG CANADIAN EQUITY FUND	23.2
TDG INTL EQUITY FUND	21.2
Cash and Cash Equivalents	3.3
Canada Government 2.75% 01-Jun-2033	3.1
Canada Housing Trust No 1 1.75% 15-Jun-2030	2.4
Ontario Province 5.60% 02-Jun-2035	1.9
Ontario Province 3.65% 02-Jun-2033	1.7
NVIDIA Corp	1.3
Microsoft Corp	1.3
Quebec Province 6.25% 01-Jun-2032	1.2
Total allocation in top holdings	60.6

Portfolio characteristics	
Standard deviation	6.56%
Dividend yield	-
Yield to maturity	3.56%
Duration (years)	7.14
Coupon	3.64%
Average credit rating	AA-
Average market cap (million)	-

Net assets (million)

\$362.9

Price

\$16.44

Number of holdings

121

Minimum initial investment

\$500

Fund codes

FEL – CLGB031A

Understanding returns

Annual compound returns (%)

1 MO	3 MO	YTD	1 YR	3 YR	5 YR	10 YR	INCEPTION
-0.72	0.54	11.19	11.19	11.15	6.54	-	6.87

Calendar year returns (%)

2025	2024	2023	2022	2021	2020	2019	2018
11.19	12.70	9.57	-10.27	11.43	10.15	15.62	-

Range of returns over five years (August 01, 2018 - December 31, 2025)

Best return	Best period end date	Worst return	Worst period end date	Average Return	% of periods with positive returns	Number of positive periods	Number of negative periods
8.49%	March 2025	4.26%	Sept. 2023	6.46%	100.00%	30	0

Contact information

Customer service centre

Toll free:
1-888-252-1847

Corporate website:
canadalife.com

CAN Canadian Neutral Balanced 75/75 (P)

December 31, 2025

*For Partner series and Preferred partner series an advisory and management services (AMS) fee, of between 0.50% and 1.25%, is negotiated between you and your advisor. The MER doesn't include this fee.

Canada Life is currently waiving a portion of the investment management fees on the High Interest Savings fund to target an estimated management expense ratio of 1.00%. Canada Life is not obligated to continue waiving these fees and it may cease to do so at any time without notice.

The 7-day annualized yield is based on the annualized total return of the fund over the past seven calendar days and does not represent an actual one-year return. It's important to note that 7-day annualized yield is not an indicator of future performance of the fund.

^Deferred Sales Charge (DSC) purchase option is not available for new contributions given regulatory bans that came into effect June 1, 2023. For certain policies where DSC is the only sales charge option available, new contributions may be accepted. Additional disclosure may be required.

†Soft capped - Contributions are no longer accepted to new investors., ‡Hard capped - Contributions are no longer accepted.

Distribution of the chart, history standard and short-term reports are not permitted without including the fund profile long-term report. A description of the key features of Canada Life's individual variable insurance contract is contained in the information folder, available from your advisor. Any amount that is allocated to a segregated fund is invested at the risk of the policyowner and may increase or decrease in value. A description of the key features of Canada Life's individual variable insurance contract is contained in the information folder, available from your advisor. Reports produced using this web site are for information purposes only. Canada Life and their affiliates, representatives, and third party content providers do not warrant the accuracy, completeness, or timeliness of this website or any content, and shall not be responsible for investment decisions, damages, or other losses resulting from the use of this website or its content. The only true report on unit values is the periodic statement prepared and sent by Canada Life. For more information about Canada Life and its products visit canadalife.com or talk to your advisor. In Quebec, advisor refers to a financial security advisor for individual insurance and segregated funds policies; and to an advisor in group insurance/annuity plans for group products. Funds are available through a segregated funds policy issued by Canada Life. Canada Life and design are/is a trademark(s) of The Canada Life Assurance Company.

Financial information provided by Fundata Canada Inc.

©Fundata Canada Inc. All rights reserved.

