

CAN Sustainable Growth Portfolio 75/75 (PS1)

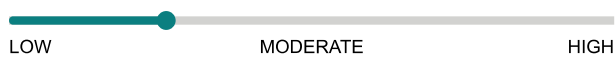
May 31, 2026

Designed for investors looking for a socially-conscious investment solution while at the same time wanting to meet their long-term investment objectives. This solution seeks to invest in the securities of companies that have sound environmental, social and governance practises alongside attractive financial characteristics.

Is this fund right for you?

- Growth oriented investors who are looking to generate long-term capital growth with some income using a responsible investing approach.
- Investors who want exposure to a globally diverse mix of asset classes, with a primary focus on equities.
- Comfortable with a low to medium level of risk
- **On Nov 22, 2021 the subadvisor on this fund was changed to J.P. Morgan Asset Management. All past performance information up to this date reflects the historical performance of the previous manager.*

RISK RATING



Fund category
Global Equity Balanced

Inception date
May 14, 2012

Management expense ratio (MER)*
2.55%
(December 31, 2024)

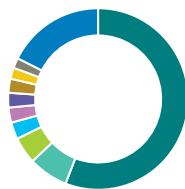
Fund management
JPMorgan Asset Management (Canada) Inc.

How is the fund invested? (as of March 31, 2026)



Asset allocation (%)

US Equity	47.4
International Equity	31.9
Foreign Bonds	17.6
Cash and Equivalents	1.5
Domestic Bonds	0.6
Other	1.0



Geographic allocation (%)

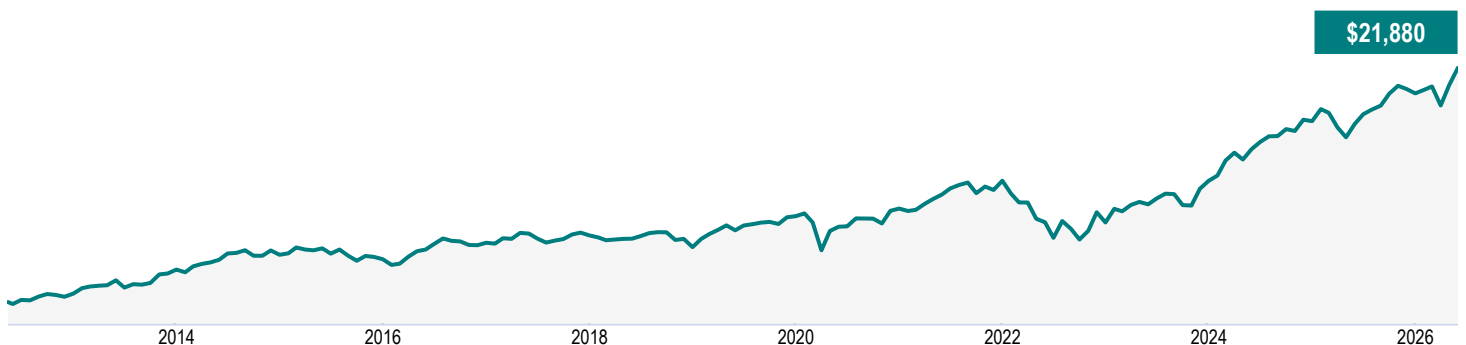
United States	55.9
United Kingdom	7.1
Japan	4.8
Germany	3.0
Taiwan	2.7
Europe	2.6
France	2.5
Italy	2.0
Canada	1.8
Other	17.6



Sector allocation (%)

Technology	22.1
Fixed Income	19.3
Financial Services	13.8
Consumer Services	7.7
Mutual Fund	6.7
Industrial Goods	6.5
Healthcare	6.4
Consumer Goods	4.7
Utilities	2.6
Other	10.2

Growth of \$10,000 (since inception)



CAN Sustainable Growth Portfolio 75/75 (PS1)

May 31, 2026

Fund details (as of March 31, 2026)

Top holdings	%
Canada Life U.S. Carbon Transition Equity Fund A	6.7
NVIDIA Corp	3.8
Microsoft Corp	2.6
Apple Inc	2.4
Amazon.com Inc	2.2
Taiwan Semiconductor Manufactrg Co Ltd - ADR	1.9
Alphabet Inc Cl A	1.8
Cash and Cash Equivalents	1.4
Broadcom Inc	1.2
United States Treasury 3.75% 31-Oct-2032	1.0
Total allocation in top holdings	25.0

Portfolio characteristics	
Standard deviation	8.60%
Dividend yield	1.66%
Yield to maturity	4.74%
Duration (years)	6.91
Coupon	4.41%
Average credit rating	A+
Average market cap (million)	\$1,160,017.2

Understanding returns

Annual compound returns (%)

1 MO	3 MO	YTD	1 YR	3 YR	5 YR	10 YR	INCEPTION
4.18	4.52	6.31	14.95	13.52	7.21	5.62	5.73

Calendar year returns (%)

2025	2024	2023	2022	2021	2020	2019	2018
7.34	18.74	15.05	-13.10	9.58	2.68	12.30	-4.46

Range of returns over five years (June 01, 2012 - May 31, 2026)

Best return	Best period end date	Worst return	Worst period end date	Average Return	% of periods with positive returns	Number of positive periods	Number of negative periods
8.44%	Oct. 2025	-0.06%	March 2020	3.95%	98.17%	107	2

Net assets (million)
\$97.5

Price
\$21.88

Number of holdings
595

Minimum initial investment
\$500

A minimum \$500,000 in eligible assets required for preferred pricing. (refer back to info folder for eligible assets)

Fund codes

FEL – CLGC088A
DSC^ – CLGC088B
CB2 – CLGC088Q
CB4 – CLGC088C

Contact information

Customer service centre

Toll free:
1-888-252-1847

Corporate website:
canadalife.com

CAN Sustainable Growth Portfolio 75/75 (PS1)

May 31, 2026

Commentary and opinions are provided by JPMorgan Asset Management (Canada) Inc..

*For Partner series and Preferred partner series an advisory and management services (AMS) fee, of between 0.50% and 1.25%, is negotiated between you and your advisor. The MER doesn't include this fee.

Canada Life is currently waiving a portion of the investment management fees on the High Interest Savings fund to target an estimated management expense ratio of 1.00%. Canada Life is not obligated to continue waiving these fees and it may cease to do so at any time without notice.

The 7-day annualized yield is based on the annualized total return of the fund over the past seven calendar days and does not represent an actual one-year return. It's important to note that 7-day annualized yield is not an indicator of future performance of the fund.

^Deferred Sales Charge (DSC) purchase option is not available for new contributions given regulatory bans that came into effect June 1, 2023. For certain policies where DSC is the only sales charge option available, new contributions may be accepted. Additional disclosure may be required.

†Soft capped - Contributions are no longer accepted to new investors., ‡Hard capped - Contributions are no longer accepted.

Distribution of the chart, history standard and short-term reports are not permitted without including the fund profile long-term report. A description of the key features of Canada Life's individual variable insurance contract is contained in the information folder, available from your advisor. Any amount that is allocated to a segregated fund is invested at the risk of the policyowner and may increase or decrease in value. A description of the key features of Canada Life's individual variable insurance contract is contained in the information folder, available from your advisor. Reports produced using this web site are for information purposes only. Canada Life and their affiliates, representatives, and third party content providers do not warrant the accuracy, completeness, or timeliness of this website or any content, and shall not be responsible for investment decisions, damages, or other losses resulting from the use of this website or its content. The only true report on unit values is the periodic statement prepared and sent by Canada Life. For more information about Canada Life and its products visit canadalife.com or talk to your advisor. In Quebec, advisor refers to a financial security advisor for individual insurance and segregated funds policies; and to an advisor in group insurance/annuity plans for group products. Funds are available through a segregated funds policy issued by Canada Life. Canada Life and design are/is a trademark(s) of The Canada Life Assurance Company.

Financial information provided by Fundata Canada Inc.

©Fundata Canada Inc. All rights reserved.

