

CAN Global Growth Opportunities 75/75 (PS1)

May 31, 2026

A growth-style equity fund seeking strong long-term growth from investments around the world.

Is this fund right for you?

- You want your money to grow over the longer term.
- You want to invest in Canadian, U.S. and international equities.
- You're comfortable with a moderate level of risk.

RISK RATING



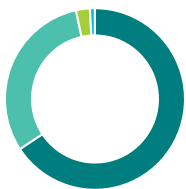
Fund category
Global Equity

Inception date
May 14, 2012

Management expense ratio (MER)*
2.61%
(December 31, 2024)

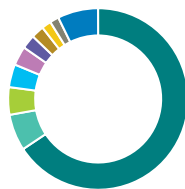
Fund management
Mackenzie Investments

How is the fund invested? (as of March 31, 2026)



Asset allocation (%)

US Equity	65.7
International Equity	30.9
Canadian Equity	2.5
Cash and Equivalents	0.9



Geographic allocation (%)

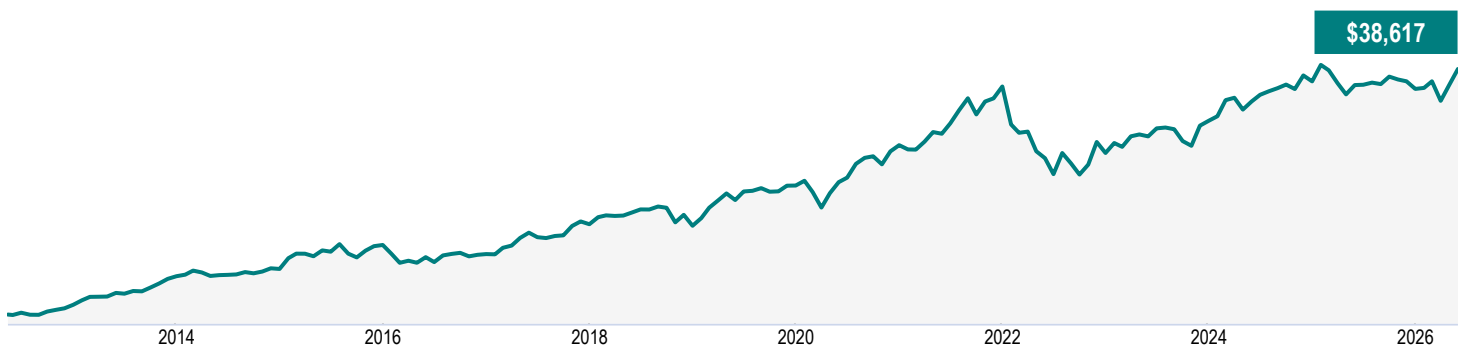
United States	65.7
United Kingdom	6.5
France	4.9
Taiwan	4.1
Canada	3.4
Switzerland	2.5
Ireland	2.3
China	1.7
Netherlands	1.6
Other	7.3



Sector allocation (%)

Technology	36.0
Healthcare	12.5
Industrial Goods	10.8
Consumer Services	10.7
Financial Services	9.2
Basic Materials	7.8
Consumer Goods	6.3
Industrial Services	3.4
Exchange Traded Fund	1.1
Other	2.2

Growth of \$10,000 (since inception)



CAN Global Growth Opportunities 75/75 (PS1)

May 31, 2026

Fund details (as of March 31, 2026)

Top holdings	%
Alphabet Inc Cl A	5.1
Apple Inc	4.9
NVIDIA Corp	4.7
Meta Platforms Inc Cl A	4.1
Microsoft Corp	3.9
Mastercard Inc Cl A	3.1
Linde PLC	2.5
Eli Lilly and Co	2.4
Johnson & Johnson	2.3
Taiwan Semiconductor Manufactrg Co Ltd - ADR	2.3
Total allocation in top holdings	35.3

Portfolio characteristics	
Standard deviation	10.91%
Dividend yield	1.09%
Yield to maturity	-
Duration (years)	-
Coupon	-
Average credit rating	-
Average market cap (million)	\$1,412,269.7

Net assets (million)
\$325.0

Price
\$38.62

Number of holdings
155

Minimum initial investment
\$500

A minimum \$500,000 in eligible assets required for preferred pricing. (refer back to info folder for eligible assets)

Fund codes

FEL – CLGC106A
DSC^ – CLGC106B
CB2 – CLGC106Q
CB4 – CLGC106C

Contact information

Customer service centre

Toll free:
1-888-252-1847

Corporate website:
canadalife.com

Understanding returns

Annual compound returns (%)

1 MO	3 MO	YTD	1 YR	3 YR	5 YR	10 YR	INCEPTION
5.10	3.87	6.41	5.10	7.88	4.45	8.75	10.10

Calendar year returns (%)

2025	2024	2023	2022	2021	2020	2019	2018
-2.37	14.11	13.01	-21.18	23.00	18.78	23.06	-0.88

Range of returns over five years (June 01, 2012 - May 31, 2026)

Best return	Best period end date	Worst return	Worst period end date	Average Return	% of periods with positive returns	Number of positive periods	Number of negative periods
16.50%	Dec. 2021	2.97%	March 2026	9.53%	100.00%	109	0

CAN Global Growth Opportunities 75/75 (PS1)

May 31, 2026

Q1 2026 Fund Commentary

Commentary and opinions are provided by Mackenzie Investments.

Market commentary

The global economy navigated a turbulent first quarter. Markets began 2026 on a positive note, with investor sentiment buoyed by continued disinflation, stable corporate earnings and expectations for further monetary easing. The outlook shifted dramatically in late February after the conflict in the Middle East escalated, and the Strait of Hormuz was effectively closed in early March, disrupting a significant share of global oil supply and raising fears of an energy-driven inflation shock.

Major central banks responded with caution. The U.S. Federal Reserve Board and the Bank of Canada both held rates unchanged at their January and March meetings. The European Central Bank postponed planned interest rate reductions and raised its inflation forecast after energy prices surged. These developments signaled that monetary easing cycles could be delayed or disrupted by the geopolitical shock.

Global equity markets declined in the first quarter, with the MSCI World Index falling about 3.5%. The U.S. market weighed most heavily on results as large-cap technology stocks retreated amid rising inflation concerns. Japanese equities benefited from ongoing corporate governance reforms. Emerging markets ended the quarter roughly flat, as higher import costs in oil-importing economies in Asia partly offset gains in commodity-exporting markets.

Performance

Stock selection in the information technology sector was the top contributor to the Fund's performance. Linde PLC and Keysight Technologies Inc. were the top individual contributors to performance.

An underweight allocation to the energy sector detracted the most from performance. Waste Connections Inc. and Roper Technologies Inc. were the top individual detractors from performance.

Portfolio activity

The sub-advisor added AstraZeneca PLC and Keysight Technologies Inc. to the Fund. The sub-advisor also increased Texas Instruments Inc. and Caterpillar Inc.

The sub-advisor sold Copart Inc. and Symrise AG. The sub-advisor reduced Waste Connections Inc.

CAN Global Growth Opportunities 75/75 (PS1)

May 31, 2026

Disclaimer

The commentaries on the company specific information and purchases and sales were provided by the fund manager. Canada Life will not be liable for any loss, or damages whatsoever, whether directly or indirectly incurred, arising out of the use or misuse of errors or omissions in any information contained in this commentary. The data provided in this commentary is for information purposes only and, except where otherwise indicated, is current as of Mar 31, 2026.

The views expressed in this commentary are those of fund manager as at the date of publication and are subject to change without notice. This commentary is presented only as a general source of information and is not intended as a solicitation to buy or sell specific investments, nor is it intended to provide tax or legal advice. Prospective investors should review the offering documents relating to any investment carefully before making an investment decision and should ask their Advisor for advice based on their specific circumstances.

The content of this commentary (including facts, views, opinions, recommendations, descriptions of or references to, products or securities) is not to be used or construed as investment advice, as an offer to sell or the solicitation of an offer to buy, or an endorsement, recommendation or sponsorship of any entity or security cited. Although we endeavour to ensure its accuracy and completeness, we assume no responsibility for any reliance upon it.

This document may contain forward-looking information which reflect our or third-party current expectations or forecasts of future events. Forward-looking information is inherently subject to, among other things, risks, uncertainties and assumptions that could cause actual results to differ materially from those expressed herein. These risks, uncertainties and assumptions include, without limitation, general economic, political and market factors, interest and foreign exchange rates, the volatility of equity and capital markets, business competition, technological change, changes in government regulations, changes in tax laws, unexpected judicial or regulatory proceedings and catastrophic events. Please consider these and other factors carefully and not place undue reliance on forward-looking information. The forward-looking information contained herein is current only as of Mar 31, 2026. There should be no expectation that such information will in all circumstances be updated, supplemented or revised whether as a result of new information, changing circumstances, future events or otherwise.

There can be no assurance that the Fund's return or volatility targets will be met, or met over any particular time horizon. Targeted returns and volatility should be evaluated over the time period indicated and not over shorter periods. Targeted returns are not actual performance and should not be relied upon as an indication of actual or future performance.

This fund is available through a segregated funds policy issued by Canada Life.

A description of the key features of Canada Life's individual variable insurance contract is contained in the information folder, available from your advisor.

Any amount that is allocated to a segregated fund is invested at the risk of the policyowner and may increase or decrease in value.

Canada Life Investment Management and design, and Canada Life and design are trademarks of The Canada Life Assurance Company.

CAN Global Growth Opportunities 75/75 (PS1)

May 31, 2026

*For Partner series and Preferred partner series an advisory and management services (AMS) fee, of between 0.50% and 1.25%, is negotiated between you and your advisor. The MER doesn't include this fee.

Canada Life is currently waiving a portion of the investment management fees on the High Interest Savings fund to target an estimated management expense ratio of 1.00%. Canada Life is not obligated to continue waiving these fees and it may cease to do so at any time without notice.

The 7-day annualized yield is based on the annualized total return of the fund over the past seven calendar days and does not represent an actual one-year return. It's important to note that 7-day annualized yield is not an indicator of future performance of the fund.

^Deferred Sales Charge (DSC) purchase option is not available for new contributions given regulatory bans that came into effect June 1, 2023. For certain policies where DSC is the only sales charge option available, new contributions may be accepted. Additional disclosure may be required.

†Soft capped - Contributions are no longer accepted to new investors., ‡Hard capped - Contributions are no longer accepted.

Distribution of the chart, history standard and short-term reports are not permitted without including the fund profile long-term report. A description of the key features of Canada Life's individual variable insurance contract is contained in the information folder, available from your advisor. Any amount that is allocated to a segregated fund is invested at the risk of the policyowner and may increase or decrease in value. A description of the key features of Canada Life's individual variable insurance contract is contained in the information folder, available from your advisor. Reports produced using this web site are for information purposes only. Canada Life and their affiliates, representatives, and third party content providers do not warrant the accuracy, completeness, or timeliness of this website or any content, and shall not be responsible for investment decisions, damages, or other losses resulting from the use of this website or its content. The only true report on unit values is the periodic statement prepared and sent by Canada Life. For more information about Canada Life and its products visit canadalife.com or talk to your advisor. In Quebec, advisor refers to a financial security advisor for individual insurance and segregated funds policies; and to an advisor in group insurance/annuity plans for group products. Funds are available through a segregated funds policy issued by Canada Life. Canada Life and design are/is a trademark(s) of The Canada Life Assurance Company.

Financial information provided by Fundata Canada Inc.

©Fundata Canada Inc. All rights reserved.

