

Canada Life Visio Income Portfolio II Gens I

May 31, 2026

This segregated fund invests primarily in fixed-income securities but includes Canadian and foreign equities currently through the IPC Private Wealth Visio Income Pool. It targets an asset mix of 50 to 70 per cent fixed income and 30 to 50 per cent equities.

Is this fund right for you?

- You want investment income and want your money to grow over time.
- You want to invest mainly in units of fixed-income funds (target: 55 to 75 per cent) and significantly in units of equity funds.
- You're comfortable with a low to moderate level of risk.

RISK RATING



Fund category

Global Fixed Income Balanced

Inception date

June 05, 2006

Management

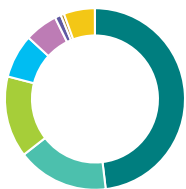
expense ratio (MER)*

2.72%

Fund management

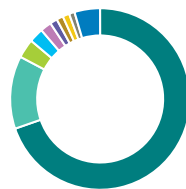
Portfolio Solutions Group, Mackenzie Investments, Beutel, Goodman & Company Ltd.

How is the fund invested? (as of March 31, 2026)



Asset allocation (%)

| | |
|----------------------|------|
| Domestic Bonds | 48.1 |
| International Equity | 16.4 |
| Canadian Equity | 14.5 |
| US Equity | 7.8 |
| Foreign Bonds | 5.9 |
| Income Trust Units | 1.1 |
| Cash and Equivalents | 0.6 |
| Other | 5.6 |



Geographic allocation (%)

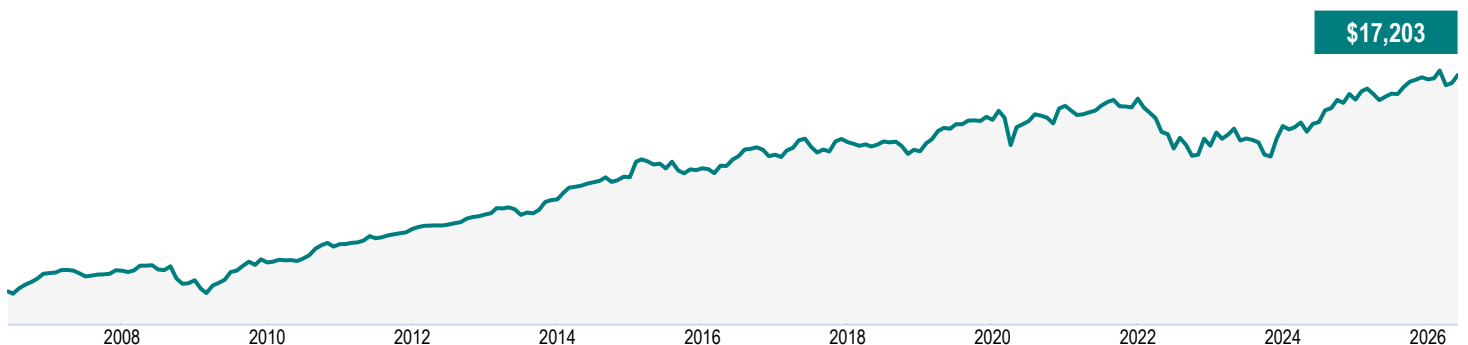
| | |
|----------------|------|
| Canada | 69.7 |
| United States | 13.0 |
| Japan | 3.4 |
| Switzerland | 2.6 |
| United Kingdom | 2.0 |
| Ireland | 1.3 |
| Germany | 1.2 |
| France | 1.2 |
| Australia | 1.0 |
| Other | 4.6 |



Sector allocation (%)

| | |
|---------------------|------|
| Fixed Income | 54.0 |
| Financial Services | 8.1 |
| Consumer Services | 5.1 |
| Healthcare | 4.5 |
| Technology | 4.3 |
| Basic Materials | 3.5 |
| Real Estate | 3.5 |
| Telecommunications | 3.3 |
| Industrial Services | 2.7 |
| Other | 11.0 |

Growth of \$10,000 (since inception)



Canada Life Visio Income Portfolio II Gens I

May 31, 2026

Fund details (as of March 31, 2026)

| Top holdings | % |
|--|-------------|
| Alberta Province 2.05% 01-Jun-2030 | 9.6 |
| Real Estate | 5.6 |
| Canada Government 3.50% 01-Sep-2029 | 4.0 |
| Ontario Province 2.15% 02-Jun-2031 | 3.9 |
| Canadian Imperial Bank of Commerce F/R 13-Jan-2032 | 2.6 |
| Sagard Private Credit LP - CPV13 | 2.3 |
| JPMorgan Chase & Co 1.90% 05-Mar-2027 | 2.2 |
| Bank of Nova Scotia 3.73% 27-Jun-2031 | 2.2 |
| John Deere Financial Inc 4.95% 14-Jun-2027 | 2.2 |
| Teranet Holdings LP 3.72% 23-Feb-2029 | 2.1 |
| Total allocation in top holdings | 36.7 |

| Portfolio characteristics | |
|------------------------------|-------------|
| Standard deviation | 5.02% |
| Dividend yield | 2.45% |
| Yield to maturity | 3.70% |
| Duration (years) | 3.28 |
| Coupon | 3.35% |
| Average credit rating | A+ |
| Average market cap (million) | \$112,066.6 |

Net assets (million)

-

Price
\$17.20

Number of holdings
5472

Minimum initial
investment
\$1,000

Fund codes
DSC^ – CLGLF010
NL – CLGJN010

Understanding returns

Annual compound returns (%)

| 1 MO | 3 MO | YTD | 1 YR | 3 YR | 5 YR | 10 YR | INCEPTION |
|------|-------|------|------|------|------|-------|-----------|
| 1.63 | -0.82 | 0.90 | 4.43 | 4.64 | 1.45 | 1.81 | 2.75 |

Calendar year returns (%)

| 2025 | 2024 | 2023 | 2022 | 2021 | 2020 | 2019 | 2018 |
|------|------|------|-------|------|------|------|-------|
| 4.10 | 5.67 | 4.39 | -9.52 | 1.49 | 2.95 | 7.14 | -2.04 |

Range of returns over five years (July 01, 2006 - May 31, 2026)

| Best return | Best period end date | Worst return | Worst period end date | Average Return | % of periods with positive returns | Number of positive periods | Number of negative periods |
|-------------|----------------------|--------------|-----------------------|----------------|------------------------------------|----------------------------|----------------------------|
| 6.23% | Feb. 2014 | -0.59% | Oct. 2022 | 2.62% | 95.56% | 172 | 8 |

Contact information

Customer service centre

Toll free:
1-888-252-1847

Corporate website:
canadalife.com

Canada Life Visio Income Portfolio II Gens I

May 31, 2026

Commentary and opinions are provided by Portfolio Solutions Group, Mackenzie Investments, Beutel, Goodman & Company Ltd..

*For Partner series and Preferred partner series an advisory and management services (AMS) fee, of between 0.50% and 1.25%, is negotiated between you and your advisor. The MER doesn't include this fee.

Canada Life is currently waiving a portion of the investment management fees on the High Interest Savings fund to target an estimated management expense ratio of 1.00%. Canada Life is not obligated to continue waiving these fees and it may cease to do so at any time without notice.

The 7-day annualized yield is based on the annualized total return of the fund over the past seven calendar days and does not represent an actual one-year return. It's important to note that 7-day annualized yield is not an indicator of future performance of the fund.

[^]Deferred Sales Charge (DSC) purchase option is not available for new contributions given regulatory bans that came into effect June 1, 2023. For certain policies where DSC is the only sales charge option available, new contributions may be accepted. Additional disclosure may be required.

[†]Soft capped - Contributions are no longer accepted to new investors., [‡]Hard capped - Contributions are no longer accepted.

Distribution of the chart, history standard and short-term reports are not permitted without including the fund profile long-term report. A description of the key features of Canada Life's individual variable insurance contract is contained in the information folder, available from your advisor. Any amount that is allocated to a segregated fund is invested at the risk of the policyowner and may increase or decrease in value. A description of the key features of Canada Life's individual variable insurance contract is contained in the information folder, available from your advisor. Reports produced using this web site are for information purposes only. Canada Life and their affiliates, representatives, and third party content providers do not warrant the accuracy, completeness, or timeliness of this website or any content, and shall not be responsible for investment decisions, damages, or other losses resulting from the use of this website or its content. The only true report on unit values is the periodic statement prepared and sent by Canada Life. For more information about Canada Life and its products visit canadalife.com or talk to your advisor. In Quebec, advisor refers to a financial security advisor for individual insurance and segregated funds policies; and to an advisor in group insurance/annuity plans for group products. Funds are available through a segregated funds policy issued by Canada Life. Canada Life and design are/is a trademark(s) of The Canada Life Assurance Company.

Financial information provided by Fundata Canada Inc.

©Fundata Canada Inc. All rights reserved.

