

CAN Global Resources 75/75

May 31, 2026

A growth-style fund seeking long-term growth in the Canadian resource sector.

Is this fund right for you?

- You want your money to grow over a longer term.
- You want to invest in the securities of Canadian oil, gas and natural resource companies that offer above-average prospects for growth with slightly higher volatility.
- You're comfortable with a high level of risk.

RISK RATING



Fund category
Natural Resources Equity

Inception date
October 05, 2009

Management expense ratio (MER)*
3.13%
(December 31, 2024)

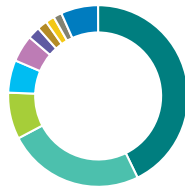
Fund management
Mackenzie Investments

How is the fund invested? (as of March 31, 2026)



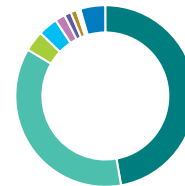
Asset allocation (%)

Canadian Equity	39.1
International Equity	30.5
US Equity	23.4
Cash and Equivalents	3.7
Foreign Bonds	1.1
Income Trust Units	0.5
Other	1.7



Geographic allocation (%)

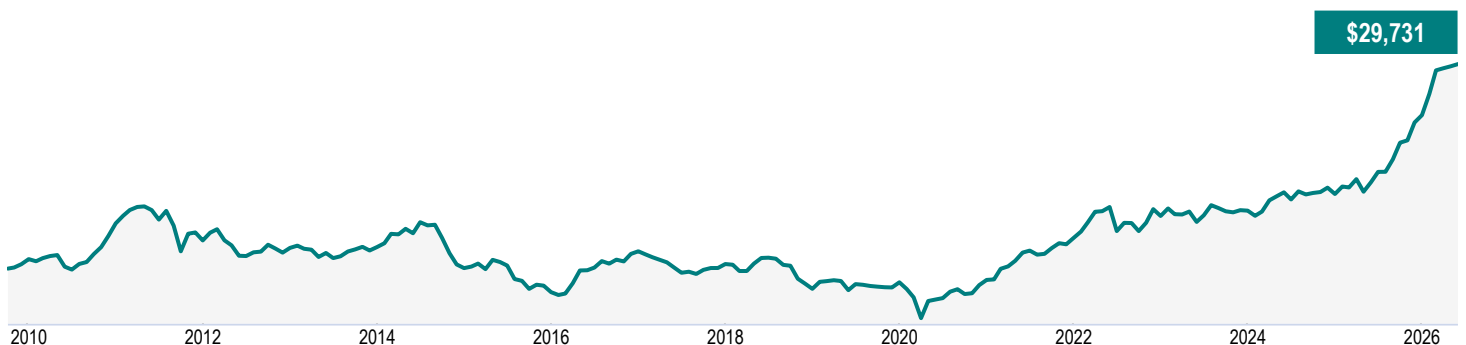
Canada	42.8
United States	24.5
United Kingdom	8.3
France	5.8
Brazil	4.8
Germany	2.2
Multi-National	1.8
Norway	1.6
Australia	1.5
Other	6.7



Sector allocation (%)

Energy	47.2
Basic Materials	36.3
Cash and Cash Equivalent	3.7
Industrial Goods	3.5
Mutual Fund	1.8
Real Estate	1.2
Fixed Income	1.1
Utilities	0.4
Technology	0.3
Other	4.5

Growth of \$10,000 (since inception)



CAN Global Resources 75/75

May 31, 2026

Fund details (as of March 31, 2026)

Top holdings	%
TotalEnergies SE	3.8
Cash and Cash Equivalents	3.7
Cenovus Energy Inc	3.1
Ovintiv Inc	2.9
Shell PLC - ADR	2.7
Alcoa Corp	2.5
Tourmaline Oil Corp	2.5
Keyera Corp	2.5
SM Energy Co	2.1
First Quantum Minerals Ltd	2.1
Total allocation in top holdings	27.9

Portfolio characteristics	
Standard deviation	13.06%
Dividend yield	2.45%
Yield to maturity	-
Duration (years)	-
Coupon	-
Average credit rating	-
Average market cap (million)	\$51,309.9

Net assets (million)
\$297.3

Price
\$29.73

Number of holdings
126

Minimum initial investment
\$500

Fund codes
FEL – CLGA082A
DSC^ – CLGA082B
CB2 – CLGA082Q
CB4 – CLGA082C

Understanding returns

Annual compound returns (%)

1 MO	3 MO	YTD	1 YR	3 YR	5 YR	10 YR	INCEPTION
0.74	2.08	19.85	62.21	27.03	20.83	11.69	6.76

Calendar year returns (%)

2025	2024	2023	2022	2021	2020	2019	2018
44.25	10.30	3.40	16.31	45.54	2.63	7.86	-22.92

Range of returns over five years (November 01, 2009 - May 31, 2026)

Best return	Best period end date	Worst return	Worst period end date	Average Return	% of periods with positive returns	Number of positive periods	Number of negative periods
28.96%	March 2025	-13.47%	Feb. 2016	3.11%	50.71%	71	69

Contact information

Customer service centre

Toll free:
1-888-252-1847

Corporate website:
canadalife.com

CAN Global Resources 75/75

May 31, 2026

Q1 2026 Fund Commentary

Commentary and opinions are provided by Mackenzie Investments.

Market commentary

The global natural resources sector experienced a dramatic shift in the first quarter, driven by escalating geopolitical tensions in the Middle East. Crude oil prices rose steadily through January and February as the risk of a broader conflict increased, then surged sharply in March after the conflict in the region intensified and the Strait of Hormuz was effectively closed in early March, disrupting a significant portion of global oil supply.

Brent crude began the quarter at about USD\$61 per barrel and surpassed USD\$100 per barrel in mid-March, ending the quarter near USD\$118 per barrel, one of the largest quarterly supply disruptions in global oil market history. Natural gas prices also rose as LNG exports through the Strait of Hormuz were constrained. Gold offered a different story, reaching an all-time high of USD\$5,589 per ounce in January as investors sought lower-risk assets amid rising geopolitical uncertainty, before pulling back to close the quarter near USD\$4,600 per ounce.

Canadian energy equities rose substantially as oil prices surged, with producers and pipeline companies benefiting from the sharp improvement in commodity prices. International energy equities also advanced, though the magnitude of gains varied by region and company. Canadian and international gold mining companies saw mixed performance in line with gold's volatile quarter, strong early gains followed by a sharp correction in March. Base metals were broadly stable as industrial demand signals remained mixed.

Performance

An overweight allocation to Brazil contributed to the Fund's performance. An underweight allocation to Switzerland also contributed.

Saturn Oil & Gas Inc. was the top contributor to performance, benefiting from rapid balance sheet improvement. SM Energy Co. also contributed to performance after integrating recently acquired assets and resetting production levels.

An underweight allocation to the energy sector and stock selection within energy detracted the most from performance.

Exxon Mobil Corp. was the primary detractor from performance. Metals and mining equities including Capstone Copper Corp. and Rio2 Ltd. also detracted as strong prior gains reversed following the onset of conflict in the Middle East.

Portfolio activity

The sub-advisor added SM Energy as part of a repositioning from gold and copper exposure toward energy. The sub-advisor also increased Ovintiv Inc. as part of the same repositioning.

Lundin Gold Inc. was sold and Barrick Mining Corp. was reduced

CAN Global Resources 75/75

May 31, 2026

Disclaimer

The commentaries on the company specific information and purchases and sales were provided by the fund manager. Canada Life will not be liable for any loss, or damages whatsoever, whether directly or indirectly incurred, arising out of the use or misuse of errors or omissions in any information contained in this commentary. The data provided in this commentary is for information purposes only and, except where otherwise indicated, is current as of Mar 31, 2026.

The views expressed in this commentary are those of fund manager as at the date of publication and are subject to change without notice. This commentary is presented only as a general source of information and is not intended as a solicitation to buy or sell specific investments, nor is it intended to provide tax or legal advice. Prospective investors should review the offering documents relating to any investment carefully before making an investment decision and should ask their Advisor for advice based on their specific circumstances.

The content of this commentary (including facts, views, opinions, recommendations, descriptions of or references to, products or securities) is not to be used or construed as investment advice, as an offer to sell or the solicitation of an offer to buy, or an endorsement, recommendation or sponsorship of any entity or security cited. Although we endeavour to ensure its accuracy and completeness, we assume no responsibility for any reliance upon it.

This document may contain forward-looking information which reflect our or third-party current expectations or forecasts of future events. Forward-looking information is inherently subject to, among other things, risks, uncertainties and assumptions that could cause actual results to differ materially from those expressed herein. These risks, uncertainties and assumptions include, without limitation, general economic, political and market factors, interest and foreign exchange rates, the volatility of equity and capital markets, business competition, technological change, changes in government regulations, changes in tax laws, unexpected judicial or regulatory proceedings and catastrophic events. Please consider these and other factors carefully and not place undue reliance on forward-looking information. The forward-looking information contained herein is current only as of Mar 31, 2026. There should be no expectation that such information will in all circumstances be updated, supplemented or revised whether as a result of new information, changing circumstances, future events or otherwise.

There can be no assurance that the Fund's return or volatility targets will be met, or met over any particular time horizon. Targeted returns and volatility should be evaluated over the time period indicated and not over shorter periods. Targeted returns are not actual performance and should not be relied upon as an indication of actual or future performance.

This fund is available through a segregated funds policy issued by Canada Life.

A description of the key features of Canada Life's individual variable insurance contract is contained in the information folder, available from your advisor.

Any amount that is allocated to a segregated fund is invested at the risk of the policyowner and may increase or decrease in value.

Canada Life Investment Management and design, and Canada Life and design are trademarks of The Canada Life Assurance Company.

CAN Global Resources 75/75

May 31, 2026

*For Partner series and Preferred partner series an advisory and management services (AMS) fee, of between 0.50% and 1.25%, is negotiated between you and your advisor. The MER doesn't include this fee.

Canada Life is currently waiving a portion of the investment management fees on the High Interest Savings fund to target an estimated management expense ratio of 1.00%. Canada Life is not obligated to continue waiving these fees and it may cease to do so at any time without notice.

The 7-day annualized yield is based on the annualized total return of the fund over the past seven calendar days and does not represent an actual one-year return. It's important to note that 7-day annualized yield is not an indicator of future performance of the fund.

^Deferred Sales Charge (DSC) purchase option is not available for new contributions given regulatory bans that came into effect June 1, 2023. For certain policies where DSC is the only sales charge option available, new contributions may be accepted. Additional disclosure may be required.

†Soft capped - Contributions are no longer accepted to new investors., ‡Hard capped - Contributions are no longer accepted.

Distribution of the chart, history standard and short-term reports are not permitted without including the fund profile long-term report. A description of the key features of Canada Life's individual variable insurance contract is contained in the information folder, available from your advisor. Any amount that is allocated to a segregated fund is invested at the risk of the policyowner and may increase or decrease in value. A description of the key features of Canada Life's individual variable insurance contract is contained in the information folder, available from your advisor. Reports produced using this web site are for information purposes only. Canada Life and their affiliates, representatives, and third party content providers do not warrant the accuracy, completeness, or timeliness of this website or any content, and shall not be responsible for investment decisions, damages, or other losses resulting from the use of this website or its content. The only true report on unit values is the periodic statement prepared and sent by Canada Life. For more information about Canada Life and its products visit canadalife.com or talk to your advisor. In Quebec, advisor refers to a financial security advisor for individual insurance and segregated funds policies; and to an advisor in group insurance/annuity plans for group products. Funds are available through a segregated funds policy issued by Canada Life. Canada Life and design are/is a trademark(s) of The Canada Life Assurance Company.

Financial information provided by Fundata Canada Inc.

©Fundata Canada Inc. All rights reserved.

