

CAN Canadian Tactical Bond 75/75 (PS2)

May 31, 2026

This segregated fund invests primarily in Canadian and foreign fixed-income securities issued by governments and corporations.

Is this fund right for you?

RISK RATING



FUNDGRADE A+
ACHIEVED FOR THE YEAR 2025

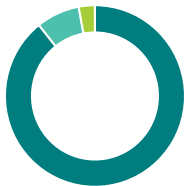
Fund category
Canadian Core Plus Fixed Income

Inception date
November 04, 2019

Management expense ratio (MER)*
-

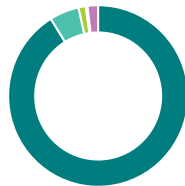
Fund management
Mackenzie Investments

How is the fund invested? (as of May 31, 2026)



Asset allocation (%)

Domestic Bonds	89.3
Foreign Bonds	7.8
Cash and Equivalents	2.9



Geographic allocation (%)

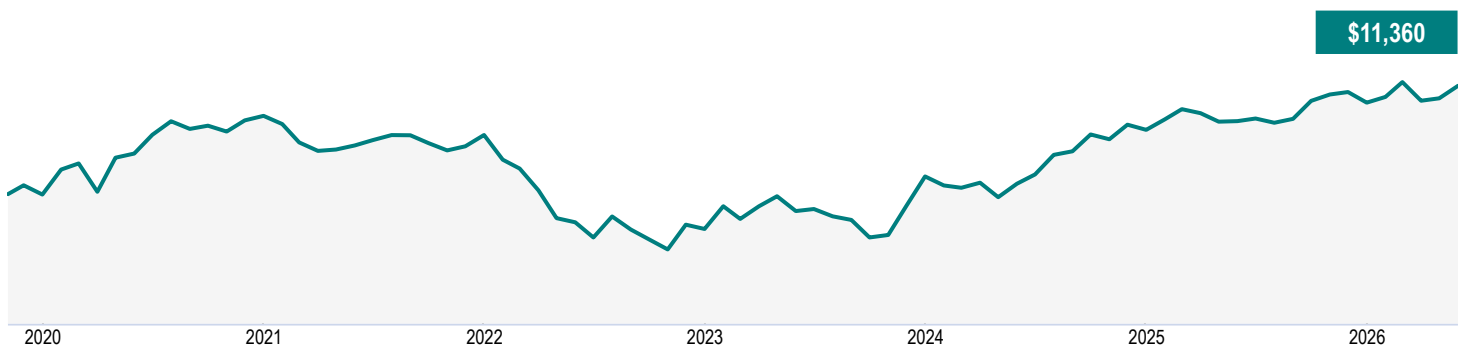
Canada	91.2
United States	5.3
Norway	1.3
France	0.3
Other	1.9



Sector allocation (%)

Fixed Income	97.0
Cash and Cash Equivalent	2.9
Other	0.1

Growth of \$10,000 (since inception)



CAN Canadian Tactical Bond 75/75 (PS2)

May 31, 2026

Fund details (as of May 31, 2026)

Top holdings	%
Canada Government 3.25% 01-Jun-2035	5.8
Ontario Province 3.95% 02-Dec-2035	5.1
Canada Government 3.50% 01-Dec-2057	3.3
Canada Government 2.75% 01-Dec-2055	3.2
United States Treasury Inflation Index 1.125% 10-15-2030 Real Return	2.1
Quebec Province 4.40% 01-Dec-2055	2.1
Province of Ontario 3.90% 06-02-2036	1.9
OVERNIGHT DEPOSITS	1.9
Canada Government 3.25% 01-Dec-2034	1.8
British Clmbia Invst Mgmt Corp 4.00% 02-Jun-2035	1.7
Total allocation in top holdings	28.9

Portfolio characteristics	
Standard deviation	4.96%
Dividend yield	3.99%
Yield to maturity	3.89%
Duration (years)	7.77
Coupon	3.93%
Average credit rating	A+
Average market cap (million)	\$36,883.3

Net assets (million)
\$706.9

Price
\$11.36

Number of holdings
1285

Minimum initial investment
\$100,000

A minimum \$500,000 in eligible assets required for preferred pricing. (refer back to info folder for eligible assets)

Fund codes

FEL – CLGE027A

Contact information

Customer service centre

Toll free:
1-888-252-1847

Corporate website:
canadalife.com

Understanding returns

Annual compound returns (%)

1 MO	3 MO	YTD	1 YR	3 YR	5 YR	10 YR	INCEPTION
1.40	-0.41	1.89	4.06	5.09	1.37	-	1.96

Calendar year returns (%)

2025	2024	2023	2022	2021	2020	2019	2018
3.16	5.72	6.90	-10.98	-2.19	9.89	-	-

Range of returns over five years (December 01, 2019 - May 31, 2026)

Best return	Best period end date	Worst return	Worst period end date	Average Return	% of periods with positive returns	Number of positive periods	Number of negative periods
1.90%	March 2025	-0.03%	July 2025	0.93%	94.74%	18	1

CAN Canadian Tactical Bond 75/75 (PS2)

May 31, 2026

Q1 2026 Fund Commentary

Commentary and opinions are provided by Mackenzie Investments.

Market commentary

Canada's economy navigated a challenging first quarter as trade uncertainty continued to weigh on business confidence and manufacturing activity. Employment fell in January and February before stabilizing in March, when the economy added 14,000 jobs and the unemployment rate held steady at 6.7%.

The Bank of Canada (BoC) held its policy rate at 2.25% at both its January and March meetings. Canada's inflation rate eased to 1.8% in February, the softest reading in several months. The Bank noted that near-term growth was likely to be weaker than anticipated and that the energy price shock following the outbreak of the conflict in the Middle East posed upside risks to inflation in the near term.

The Canadian fixed income market delivered mixed results in the first quarter as geopolitical uncertainty and rising oil prices complicated the investment landscape. The yield on the 10-year Government of Canada bond rose from 3.43% at the start of the quarter to 3.47% by quarter-end, reaching a high of 3.58%, putting downward pressure on government bond prices, particularly late in the quarter. Corporate bonds showed resiliency, but underperformed government bonds with credit spreads widening slightly. High-yield bonds were relatively volatile as the late-quarter decline in risk appetite weighed on lower-rated issuers, though energy-linked names broadly outperformed.

Performance

The Fund's government bond exposure contributed to performance during the quarter. Allocation to maturities across the Canadian yield curve also contributed as Canada's economic outlook diverged from the U.S. Economic fragilities became more evident, prompting markets to reassess the BoC's policy outlook following weaker growth and a cooling labour market. While Canadian yields moved higher, the Fund's positioning benefited from relative value opportunities and curve positioning during the period.

The Fund's corporate bond exposure detracted from performance. Royal Bank of Canada (4%, 2030/10/17) detracted from performance as bonds within the financials sector came under pressure during the period.

Portfolio activity

The sub-advisor added TransCanada Pipelines Ltd. (5.125%, 2056/08/20) during the quarter, participating in a new issue. TransCanada Pipelines is a core Canadian energy infrastructure provider with a diversified portfolio of regulated and contracted pipeline assets. In the sub-advisor's view, the company has strong credit fundamentals and the bond enhances the Fund's diversified exposure within the energy sector.

CAN Canadian Tactical Bond 75/75 (PS2)

May 31, 2026

Hydro One Inc. (4.25%, 2035/01/04) was increased. In the sub-advisor's view, this high-quality issuer demonstrates resilient fundamentals and offers a favourable yield profile given its predictable long-term contracted cash flows and stable credit metrics.

The sub-advisor sold Bank of Montreal (7.325%, 2082/11/26), a Limited Recourse Capital Note (LRCN), because of its long-dated structure and extension risk.

Government of Canada (3.25%, 2034/12/01) was reduced to align the Fund's duration and asset allocation objectives.

CAN Canadian Tactical Bond 75/75 (PS2)

May 31, 2026

Disclaimer

The commentaries on the company specific information and purchases and sales were provided by the fund manager. Canada Life will not be liable for any loss, or damages whatsoever, whether directly or indirectly incurred, arising out of the use or misuse of errors or omissions in any information contained in this commentary. The data provided in this commentary is for information purposes only and, except where otherwise indicated, is current as of Mar 31, 2026.

The views expressed in this commentary are those of fund manager as at the date of publication and are subject to change without notice. This commentary is presented only as a general source of information and is not intended as a solicitation to buy or sell specific investments, nor is it intended to provide tax or legal advice. Prospective investors should review the offering documents relating to any investment carefully before making an investment decision and should ask their Advisor for advice based on their specific circumstances.

The content of this commentary (including facts, views, opinions, recommendations, descriptions of or references to, products or securities) is not to be used or construed as investment advice, as an offer to sell or the solicitation of an offer to buy, or an endorsement, recommendation or sponsorship of any entity or security cited. Although we endeavour to ensure its accuracy and completeness, we assume no responsibility for any reliance upon it.

This document may contain forward-looking information which reflect our or third-party current expectations or forecasts of future events. Forward-looking information is inherently subject to, among other things, risks, uncertainties and assumptions that could cause actual results to differ materially from those expressed herein. These risks, uncertainties and assumptions include, without limitation, general economic, political and market factors, interest and foreign exchange rates, the volatility of equity and capital markets, business competition, technological change, changes in government regulations, changes in tax laws, unexpected judicial or regulatory proceedings and catastrophic events. Please consider these and other factors carefully and not place undue reliance on forward-looking information. The forward-looking information contained herein is current only as of Mar 31, 2026. There should be no expectation that such information will in all circumstances be updated, supplemented or revised whether as a result of new information, changing circumstances, future events or otherwise.

There can be no assurance that the Fund's return or volatility targets will be met, or met over any particular time horizon. Targeted returns and volatility should be evaluated over the time period indicated and not over shorter periods. Targeted returns are not actual performance and should not be relied upon as an indication of actual or future performance.

This fund is available through a segregated funds policy issued by Canada Life.

A description of the key features of Canada Life's individual variable insurance contract is contained in the information folder, available from your advisor.

Any amount that is allocated to a segregated fund is invested at the risk of the policyowner and may increase or decrease in value.

Canada Life Investment Management and design, and Canada Life and design are trademarks of The Canada Life Assurance Company.

CAN Canadian Tactical Bond 75/75 (PS2)

May 31, 2026

*For Partner series and Preferred partner series an advisory and management services (AMS) fee, of between 0.50% and 1.25%, is negotiated between you and your advisor. The MER doesn't include this fee.

Canada Life is currently waiving a portion of the investment management fees on the High Interest Savings fund to target an estimated management expense ratio of 1.00%. Canada Life is not obligated to continue waiving these fees and it may cease to do so at any time without notice.

The 7-day annualized yield is based on the annualized total return of the fund over the past seven calendar days and does not represent an actual one-year return. It's important to note that 7-day annualized yield is not an indicator of future performance of the fund.

^Deferred Sales Charge (DSC) purchase option is not available for new contributions given regulatory bans that came into effect June 1, 2023. For certain policies where DSC is the only sales charge option available, new contributions may be accepted. Additional disclosure may be required.

†Soft capped - Contributions are no longer accepted to new investors., ‡Hard capped - Contributions are no longer accepted.

Distribution of the chart, history standard and short-term reports are not permitted without including the fund profile long-term report. A description of the key features of Canada Life's individual variable insurance contract is contained in the information folder, available from your advisor. Any amount that is allocated to a segregated fund is invested at the risk of the policyowner and may increase or decrease in value. A description of the key features of Canada Life's individual variable insurance contract is contained in the information folder, available from your advisor. Reports produced using this web site are for information purposes only. Canada Life and their affiliates, representatives, and third party content providers do not warrant the accuracy, completeness, or timeliness of this website or any content, and shall not be responsible for investment decisions, damages, or other losses resulting from the use of this website or its content. The only true report on unit values is the periodic statement prepared and sent by Canada Life. For more information about Canada Life and its products visit canadalife.com or talk to your advisor. In Quebec, advisor refers to a financial security advisor for individual insurance and segregated funds policies; and to an advisor in group insurance/annuity plans for group products. Funds are available through a segregated funds policy issued by Canada Life. Canada Life and design are/is a trademark(s) of The Canada Life Assurance Company.

FundGrade A+® is used with permission from Fundata Canada Inc., all rights reserved. The annual FundGrade A+® Awards are presented by Fundata Canada Inc. to recognize the "best of the best" among Canadian investment funds. The FundGrade A+® calculation is supplemental to the monthly FundGrade ratings and is calculated at the end of each calendar year. The FundGrade rating system evaluates funds based on their risk-adjusted performance, measured by Sharpe Ratio, Sortino Ratio, and Information Ratio. The score for each ratio is calculated individually, covering all time periods from 2 to 10 years. The scores are then weighted equally in calculating a monthly FundGrade. The top 10% of funds earn an A Grade; the next 20% of funds earn a B Grade; the next 40% of funds earn a C Grade; the next 20% of funds receive a D Grade; and the lowest 10% of funds receive an E Grade. To be eligible, a fund must have received a FundGrade rating every month in the previous year. The FundGrade A+® uses a GPA-style calculation, where each monthly FundGrade from "A" to "E" receives a score from 4 to 0, respectively. A fund's average score for the year determines its GPA. Any fund with a GPA of 3.5 or greater is awarded a FundGrade A+® Award. For more information, see www.FundGradeAwards.com. Although Fundata makes every effort to ensure the accuracy and reliability of the data contained herein, the accuracy is not guaranteed by Fundata.

Financial information provided by Fundata Canada Inc.

©Fundata Canada Inc. All rights reserved.

