

CAN Canadian Equity Value IV 75/100 (PS2)

May 31, 2026

This segregated fund invests primarily in Canadian stocks currently through the Canada Life Canadian Value Fund. On or about May 8, 2026, this fund's name changed to Canadian Equity Value IV from Canada All Cap Equity and the underlying fund changed to Canada Life Canadian Value Fund from Howson Tattersall Canadian Value Equity Pool. The performance prior to the above dates were achieved under previous manager and/or investment strategy.

Fund category
Canadian Equity

Inception date
May 14, 2012

Management expense ratio (MER)*
-

Fund management
Mackenzie Investments

Is this fund right for you?

- A person who is investing for the medium to longer term, seeking the growth potential of stocks, and is comfortable with moderate risk.
- Since the fund invests in stocks its value is affected by stock prices, which can rise and fall in a short period of time.


RISK RATING




How is the fund invested? (as of March 31, 2026)




Asset allocation (%)



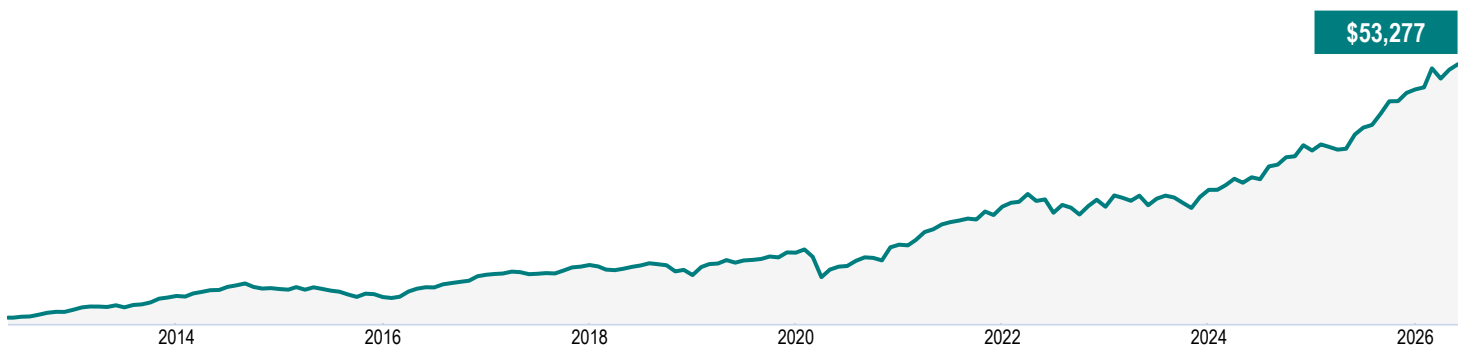
Geographic allocation (%)



Sector allocation (%)



Growth of \$10,000 (since inception)



CAN Canadian Equity Value IV 75/100 (PS2)

May 31, 2026

Fund details (as of March 31, 2026)

| Top holdings | % |
|--|--------------|
| Howson Tattersall Canadian Value Equity Pool * | 100.0 |
| Total allocation in top holdings | 100.0 |

| Portfolio characteristics | |
|------------------------------|-------|
| Standard deviation | 9.84% |
| Dividend yield | - |
| Yield to maturity | - |
| Duration (years) | - |
| Coupon | - |
| Average credit rating | - |
| Average market cap (million) | - |

Net assets (million)

\$9.1

Price

\$53.28

Number of holdings

1

Minimum initial investment

\$100,000

A minimum \$500,000 in eligible assets required for preferred pricing. (refer back to info folder for eligible assets)

Fund codes

FEL – CLGE093E

Contact information

Customer service centre

Toll free:
1-888-252-1847

Corporate website:
canadalife.com

Understanding returns

Annual compound returns (%)

| 1 MO | 3 MO | YTD | 1 YR | 3 YR | 5 YR | 10 YR | INCEPTION |
|------|------|------|-------|-------|-------|-------|-----------|
| 1.82 | 1.35 | 8.79 | 29.13 | 22.21 | 15.50 | 13.37 | 12.65 |

Calendar year returns (%)

| 2025 | 2024 | 2023 | 2022 | 2021 | 2020 | 2019 | 2018 |
|-------|-------|------|-------|-------|------|-------|-------|
| 27.08 | 21.12 | 9.96 | -0.06 | 28.92 | 6.48 | 22.18 | -9.08 |

Range of returns over five years (June 01, 2012 - May 31, 2026)

| Best return | Best period end date | Worst return | Worst period end date | Average Return | % of periods with positive returns | Number of positive periods | Number of negative periods |
|-------------|----------------------|--------------|-----------------------|----------------|------------------------------------|----------------------------|----------------------------|
| 18.90% | Oct. 2025 | 2.74% | March 2020 | 10.58% | 100.00% | 109 | 0 |

CAN Canadian Equity Value IV 75/100 (PS2)

May 31, 2026

Commentary and opinions are provided by Mackenzie Investments.

*For Partner series and Preferred partner series an advisory and management services (AMS) fee, of between 0.50% and 1.25%, is negotiated between you and your advisor. The MER doesn't include this fee.

Canada Life is currently waiving a portion of the investment management fees on the High Interest Savings fund to target an estimated management expense ratio of 1.00%. Canada Life is not obligated to continue waiving these fees and it may cease to do so at any time without notice.

The 7-day annualized yield is based on the annualized total return of the fund over the past seven calendar days and does not represent an actual one-year return. It's important to note that 7-day annualized yield is not an indicator of future performance of the fund.

^Deferred Sales Charge (DSC) purchase option is not available for new contributions given regulatory bans that came into effect June 1, 2023. For certain policies where DSC is the only sales charge option available, new contributions may be accepted. Additional disclosure may be required.

†Soft capped - Contributions are no longer accepted to new investors., ‡Hard capped - Contributions are no longer accepted.

Distribution of the chart, history standard and short-term reports are not permitted without including the fund profile long-term report. A description of the key features of Canada Life's individual variable insurance contract is contained in the information folder, available from your advisor. Any amount that is allocated to a segregated fund is invested at the risk of the policyowner and may increase or decrease in value. A description of the key features of Canada Life's individual variable insurance contract is contained in the information folder, available from your advisor. Reports produced using this web site are for information purposes only. Canada Life and their affiliates, representatives, and third party content providers do not warrant the accuracy, completeness, or timeliness of this website or any content, and shall not be responsible for investment decisions, damages, or other losses resulting from the use of this website or its content. The only true report on unit values is the periodic statement prepared and sent by Canada Life. For more information about Canada Life and its products visit canadalife.com or talk to your advisor. In Quebec, advisor refers to a financial security advisor for individual insurance and segregated funds policies; and to an advisor in group insurance/annuity plans for group products. Funds are available through a segregated funds policy issued by Canada Life. Canada Life and design are/is a trademark(s) of The Canada Life Assurance Company.

Financial information provided by Fundata Canada Inc.

©Fundata Canada Inc. All rights reserved.

